

Scaled data based on original data using  
LM-79-08 Approved Method: Electrical and Photometric Measurements of Solid-  
State Lighting Products

Test Report Prepared for  
Cooper Lighting Solutions  
(formerly Eaton)

Brand: STREETWORKS

Report Number: P266640

Luminaire Tested: **GAN-AF-01-LED-U-T4W-7027-ADJ**

Issue Date: 3/3/2020

**Test Information**

Test Method: LM-79-08  
Report Number: P266640  
TEST IS SCALED FROM IESNA LM-79-08 TEST DATA (P24147)  
Test Lab: INNOVATION CENTER P2  
Issue Date: 3/3/2020  
Manufacturer: COOPER LIGHTING SOLUTIONS (FORMERLY EATON)  
Product Line: STREETWORKS  
Catalog Number: GAN-AF-01-LED-U-T4W-7027-ADJ  
Description: GALLEON AREA AND ROADWAY LUMINAIRE  
(1) 70 CRI, 2700K, 1050mA LIGHTSQUARE WITH 16 LEDS EACH AND TYPE IV WIDE OPTICS  
Light Source: -  
Ballast/Driver: ELECTRONIC DRIVER

**Summary**

Lumens per Lamp: N/A  
Luminaire Lumens: 5377.6 lumens  
Efficiency: N/A  
Efficacy: 91.1 lumens/watt  
Luminous Opening: Rectangular (W 0.5' x L: 0.5' x H: 0')  
IES Classification: Type IV - Short - Semi-Cutoff  
BUG Rating: B1 - U0 - G2

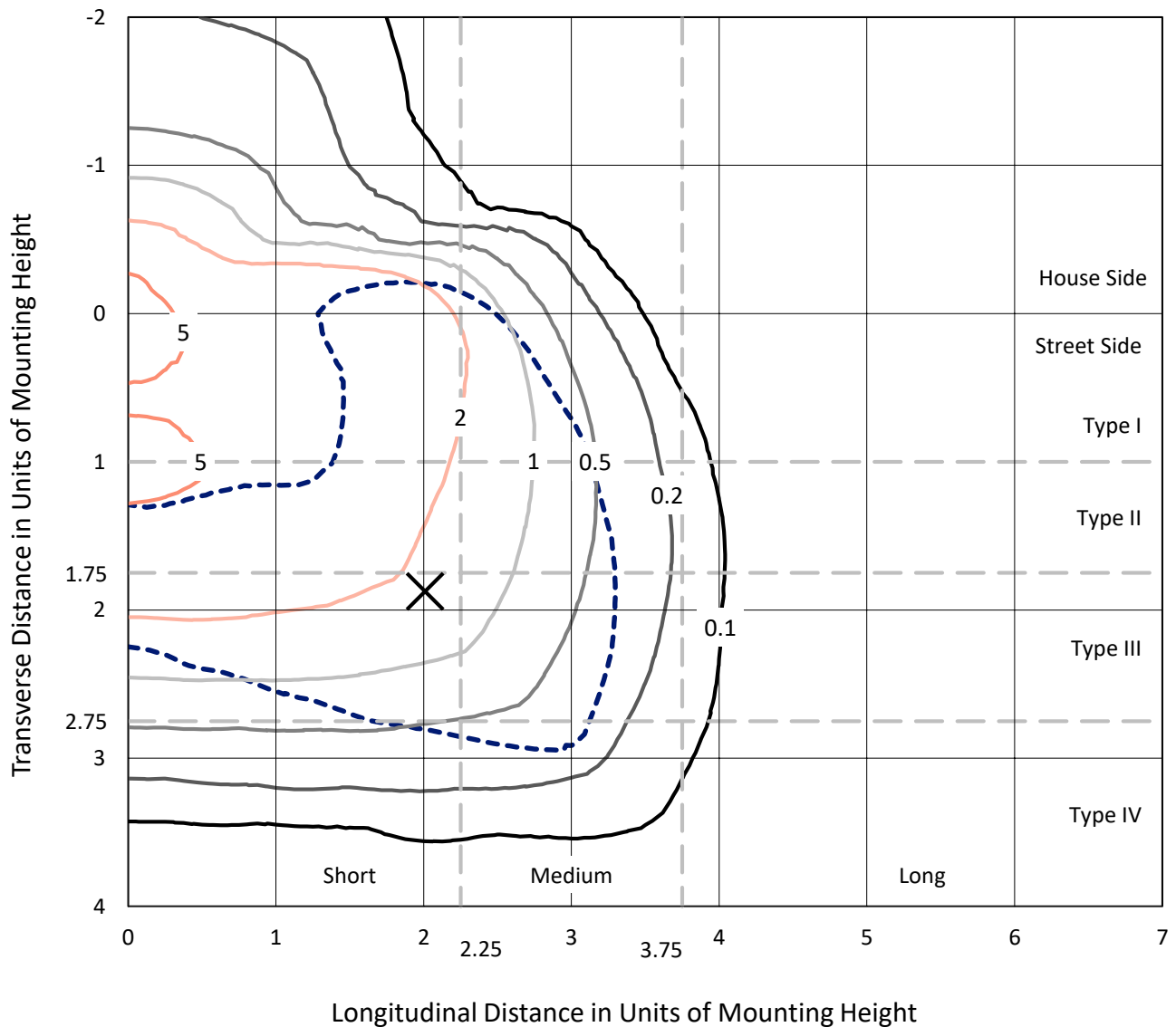
Input Watts (W): 59  
Input Voltage (V): NR  
Input Current (Ain): NR  
Voltage Rise (V): NR  
Power Factor: NR  
Total Harmonic Distortion (THDi): NR  
Frequency (hertz): 60  
Stabilization Time: NR  
Operation Time: NR  
Ambient Temperature (°C): NR  
Test Distance: 28.75 FT



REPORT NUMBER: P266640  
 CATALOG NUMBER: GAN-AF-01-LED-U-T4W-7027-ADJ

### Iso-Footcandle Lines of Horizontal Illumination

✕ Max cd  
 - - - 1/2 Max cd

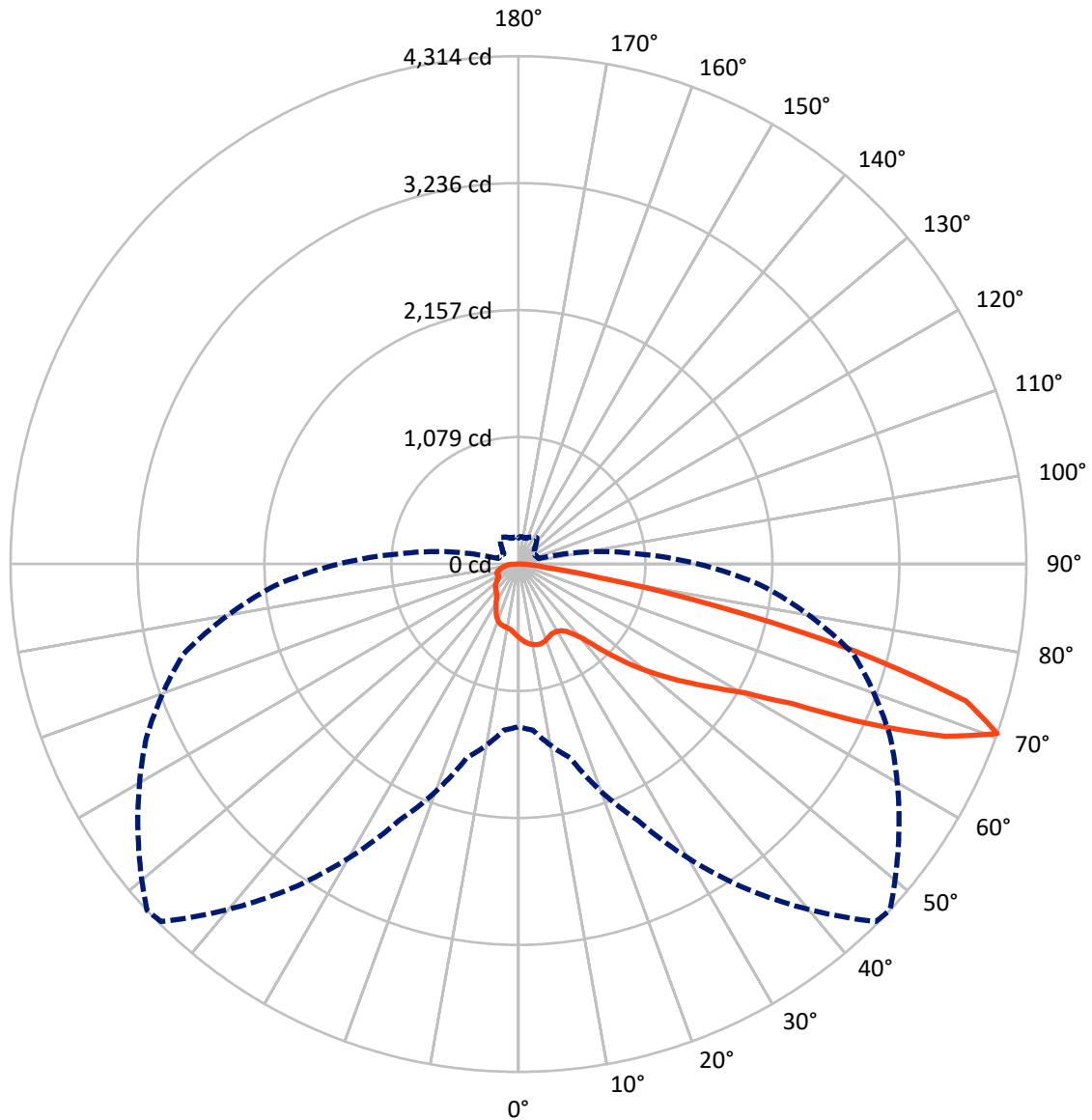


Based on 10 foot mounting height. Maximum calculated value = 7.2 fc  
 Type IV - Short - Semi-Cutoff

REPORT NUMBER: P266640

CATALOG NUMBER: GAN-AF-01-LED-U-T4W-7027-ADJ

### Luminous Intensity Polar Plot



— Vertical Plane Through 47-Deg Lateral      - - - Horizontal Cone Through 70-Deg Vertical

REPORT NUMBER: P266640

CATALOG NUMBER: GAN-AF-01-LED-U-T4W-7027-ADJ

**FLUX DISTRIBUTION:**

		Downward	Upward	Total
<b>House Side</b>	Lumens	1121.9	0.0	1121.9
	% Fixture	20.9	0.0	20.9
<b>Street Side</b>	Lumens	4255.7	0.0	4255.7
	% Fixture	79.1	0.0	79.1
<b>Total</b>	Lumens	5377.6	0.0	5377.6
	% Fixture	100.0	0.0	100.0

**ZONAL LUMENS:**

Zone	Lumens	% Fixture
0°-10°	59.8	1.1
10°-20°	175.4	3.3
20°-30°	259.0	4.8
30°-40°	376.5	7.0
40°-50°	677.5	12.6
50°-60°	1173.7	21.8
60°-70°	1675.3	31.2
70°-80°	860.0	16.0
80°-90°	120.4	2.2
90°-100°	0.0	0.0
100°-110°	0.0	0.0
110°-120°	0.0	0.0
120°-130°	0.0	0.0
130°-140°	0.0	0.0
140°-150°	0.0	0.0
150°-160°	0.0	0.0
160°-170°	0.0	0.0
170°-180°	0.0	0.0
0°-90°	5377.6	100.0
0°-180°	5377.6	100.0

**Coefficient of Utilization**



REPORT NUMBER: P266640

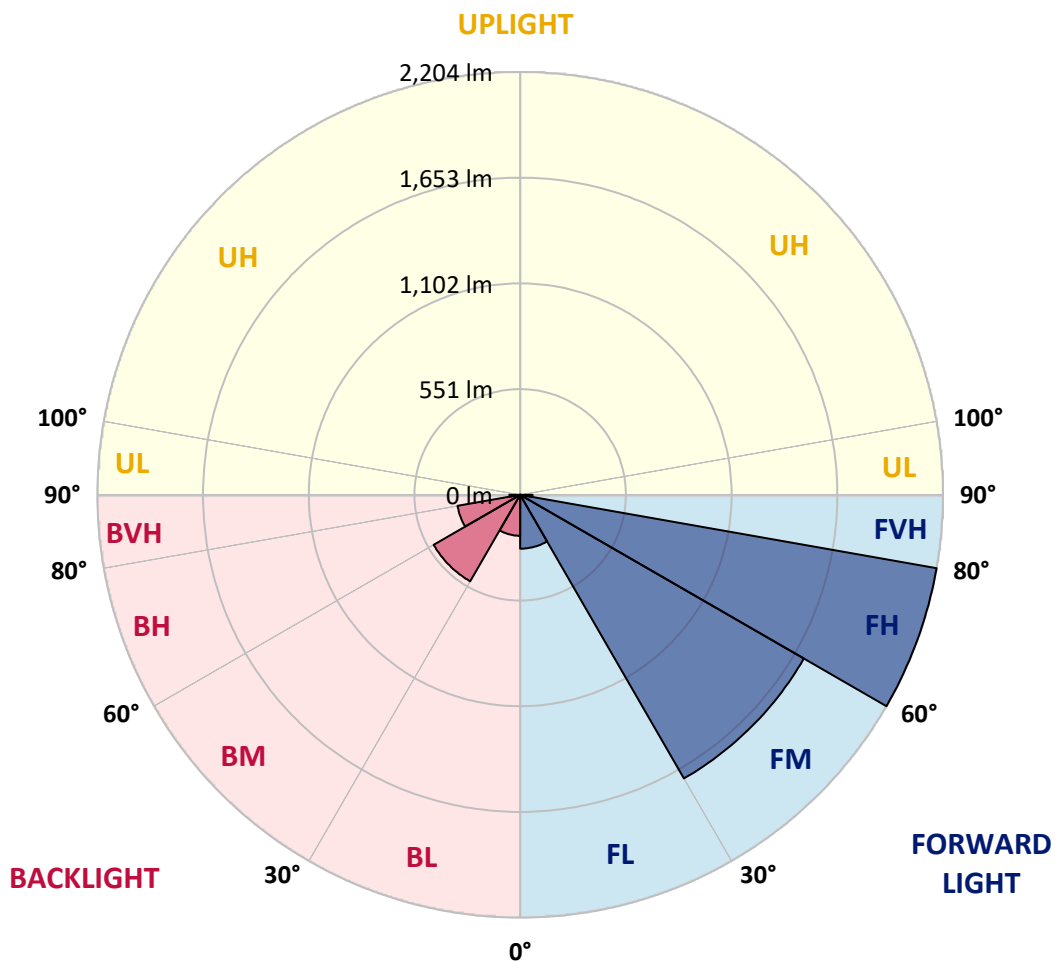
CATALOG NUMBER: GAN-AF-01-LED-U-T4W-7027-ADJ

**LUMINAIRE CLASSIFICATION SYSTEM LUMEN TABLE AND BUG RATING:**

Zone		Lumens	% Fixture	Zone Rating/Lumen Limit		
				B	U	G
FL	(0°-30°)	280.6	5.2			
FM	(30°-60°)	1707.0	31.7			
FH	(60°-80°)	2203.9	41.0			G2/5000
FVH	(80°-90°)	64.2	1.2			G1/100
BL	(0°-30°)	213.6	4.0	B1/500		
BM	(30°-60°)	520.7	9.7	B1/1000		
BH	(60°-80°)	331.4	6.2	B1/500		G1/500
BVH	(80°-90°)	56.2	1.0			G1/100
UL	(90°-100°)	0.0	0.0		U0/0	
UH	(100°-180°)	0.0	0.0		U0/0	

**BUG Rating: B1-U0-G2**

Type IV Short





REPORT NUMBER: P266640

CATALOG NUMBER: GAN-AF-01-LED-U-T4W-7027-ADJ

**CANDELA DISTRIBUTION (FULL):**

	0°	5°	15°	25°	35°	45°	47°	55°	65°	75°	85°
0°	624.0	624.0	624.0	624.0	624.0	624.0	624.0	624.0	624.0	624.0	624.0
2.5°	660.7	659.3	658.7	657.6	656.4	649.8	648.5	643.8	637.3	630.5	623.5
5°	704.0	703.7	700.9	695.6	687.3	672.9	669.4	658.0	642.6	627.6	612.7
7.5°	742.2	739.8	734.4	723.9	709.2	689.5	684.9	669.0	647.8	627.3	607.3
10°	770.1	768.9	756.8	742.4	723.3	701.7	696.1	678.4	655.1	629.3	604.1
12.5°	786.1	783.5	769.7	752.4	729.7	708.5	703.0	684.9	658.7	629.3	599.6
15°	785.1	783.3	769.4	750.5	727.5	709.0	704.0	685.9	658.0	626.6	593.9
17.5°	764.2	764.9	753.1	734.6	715.8	701.7	697.3	680.5	652.8	621.4	587.1
20°	727.5	731.2	723.3	706.8	696.5	686.8	683.9	669.7	644.7	613.7	579.8
22.5°	690.9	694.3	691.2	677.3	675.7	670.0	668.3	658.3	637.5	609.1	575.4
25°	663.9	667.1	666.6	654.5	659.3	659.0	657.6	652.8	636.0	609.1	576.2
27.5°	656.8	657.6	656.8	645.7	652.2	657.5	656.4	655.7	640.8	616.6	586.1
30°	681.8	680.1	672.1	649.8	655.9	663.2	662.2	662.7	654.9	636.4	608.2
32.5°	782.0	774.9	749.2	686.8	670.8	674.6	675.3	683.9	685.1	667.1	642.7
35°	931.9	924.0	890.8	785.7	717.0	703.6	703.6	716.6	724.5	711.1	696.5
37.5°	1090.7	1082.1	1064.2	922.6	814.5	753.5	752.2	761.4	772.5	775.6	779.4
40°	1271.2	1262.1	1267.0	1076.6	950.1	840.0	821.5	814.9	845.2	865.4	894.7
42.5°	1468.6	1464.5	1466.4	1247.9	1104.8	969.6	943.1	909.4	946.0	981.8	1043.3
45°	1651.7	1655.2	1653.4	1431.3	1277.0	1127.6	1099.5	1034.2	1070.1	1131.5	1231.7
47.5°	1811.7	1796.5	1820.1	1631.7	1469.7	1304.3	1269.9	1182.3	1218.6	1294.5	1464.0
50°	2006.1	2003.9	1969.4	1899.0	1702.8	1482.1	1436.7	1335.3	1391.8	1497.2	1756.7
52.5°	2210.4	2172.6	2140.8	2107.1	1950.1	1664.2	1608.7	1487.9	1595.4	1728.0	2113.6
55°	2252.3	2235.3	2274.5	2331.3	2188.5	1853.4	1788.6	1679.1	1824.5	1991.7	2525.1
57.5°	2341.7	2341.5	2422.5	2523.9	2433.9	2054.0	1988.8	1910.1	2082.2	2293.9	2962.0
60°	2402.2	2419.1	2570.0	2766.4	2674.9	2285.7	2225.9	2176.7	2375.3	2631.7	3369.2
62.5°	2433.9	2456.9	2662.4	2864.8	3015.4	2671.6	2611.7	2540.9	2762.9	3002.0	3607.2
65°	2302.3	2347.5	2648.2	2949.8	3313.7	3297.1	3270.2	3145.8	3247.7	3294.9	3521.1
67.5°	1938.1	1984.4	2334.4	2870.4	3526.7	3900.5	3906.2	3693.6	3546.0	3320.0	2960.5
70°	1380.9	1417.2	1706.8	2406.6	3364.4	4294.7	4314.4	3946.1	3486.6	2944.3	2068.3
72.5°	655.7	677.9	952.1	1566.4	2669.9	3935.0	3972.9	3623.8	2964.6	2179.7	1128.5
75°	240.9	247.8	321.9	666.4	1548.5	2901.9	2946.6	2597.5	1965.3	1085.2	429.8
77.5°	144.4	148.8	180.5	281.2	609.1	1658.7	1724.8	1412.8	858.9	404.0	211.5
80°	101.0	104.2	129.4	175.0	287.7	632.0	690.9	576.6	342.3	255.6	153.8
82.5°	68.4	69.9	91.1	118.2	191.2	225.7	243.6	256.3	230.8	190.3	97.6
85°	44.7	46.4	61.8	78.0	121.6	116.7	119.3	150.9	168.5	129.3	54.2
87.5°	25.6	26.7	37.2	41.6	59.6	49.4	49.9	79.5	107.7	87.1	33.0
90°	0.0	0.0	0.0	0.0	0.0	0.0	0.0	0.0	0.0	0.0	0.0



REPORT NUMBER: P266640

CATALOG NUMBER: GAN-AF-01-LED-U-T4W-7027-ADJ

**CANDELA DISTRIBUTION (continued):**

	90°	95°	105°	115°	125°	135°	145°	155°	165°	175°	180°
0°	624.0	624.0	624.0	624.0	624.0	624.0	624.0	624.0	624.0	624.0	624.0
2.5°	621.5	618.3	610.6	605.8	601.4	600.3	598.6	598.4	598.0	598.0	597.3
5°	607.8	602.0	590.1	583.7	578.1	577.7	577.4	578.7	579.2	579.8	579.0
7.5°	598.8	590.9	576.4	566.9	560.5	558.8	561.4	567.5	571.4	572.9	572.2
10°	593.3	583.7	566.7	556.5	551.0	550.2	553.5	560.6	568.7	572.0	571.6
12.5°	587.1	576.2	558.0	547.2	544.2	545.7	550.2	556.7	565.2	570.1	570.3
15°	580.8	568.0	549.5	540.1	538.7	540.8	544.9	549.9	556.5	561.4	562.0
17.5°	573.2	559.9	541.3	531.5	530.5	531.5	531.8	534.5	538.7	543.4	544.7
20°	565.2	551.5	532.2	522.5	517.8	513.6	508.9	509.3	510.6	515.4	516.4
22.5°	559.4	545.7	525.1	511.8	499.2	486.6	477.2	475.9	476.5	480.4	481.6
25°	559.9	545.5	523.3	500.3	472.8	452.6	440.0	438.0	437.7	440.6	442.3
27.5°	570.1	555.7	530.0	488.5	443.9	414.2	400.9	399.2	397.1	397.9	400.0
30°	592.8	579.4	546.4	476.5	412.9	376.5	362.6	360.9	358.2	356.8	358.5
32.5°	630.0	619.0	570.7	465.0	381.7	344.3	330.1	326.8	324.9	323.4	324.6
35°	691.8	687.1	602.8	452.3	354.2	319.4	306.6	301.4	298.7	301.7	303.7
37.5°	788.5	791.1	645.0	432.8	333.0	303.0	292.2	286.2	282.2	284.7	287.0
40°	925.7	927.4	691.4	405.0	314.8	293.2	281.8	276.3	270.7	266.5	266.3
42.5°	1105.6	1086.9	737.2	375.0	293.6	287.3	274.4	267.6	259.3	247.8	245.3
45°	1319.2	1253.9	772.1	340.4	269.8	279.9	266.3	256.9	243.8	231.3	230.0
47.5°	1564.9	1433.2	789.0	304.5	247.6	269.2	256.3	241.5	224.9	218.6	217.8
50°	1865.3	1645.9	797.2	269.8	228.1	255.1	242.1	224.4	210.7	209.2	208.4
52.5°	2207.2	1901.7	799.9	241.3	212.2	236.8	230.2	213.2	202.2	203.2	203.2
55°	2565.2	2166.0	764.2	220.5	197.4	217.8	222.4	208.8	199.7	203.7	205.4
57.5°	2893.8	2400.1	652.2	204.5	183.7	203.6	219.5	213.0	206.7	223.7	224.8
60°	3146.0	2538.5	487.2	190.3	173.5	198.5	227.1	228.9	230.4	271.1	276.5
62.5°	3198.9	2492.4	334.9	178.9	168.7	202.7	240.9	241.3	239.4	267.6	271.1
65°	2956.3	2201.2	243.6	172.7	164.7	210.4	252.8	247.3	235.1	256.6	250.4
67.5°	2347.8	1658.5	202.7	168.0	159.1	209.8	265.3	252.8	232.8	251.4	241.3
70°	1524.0	1002.8	180.5	164.0	152.3	199.9	272.6	252.2	226.1	233.9	221.8
72.5°	743.5	448.4	165.6	158.3	145.2	185.9	272.4	247.6	218.9	218.5	211.9
75°	291.0	205.4	152.1	149.7	133.2	170.3	265.0	240.7	210.7	202.2	199.9
77.5°	170.3	146.6	134.7	136.8	118.8	154.6	254.3	228.9	199.1	189.2	186.6
80°	124.0	109.7	114.9	118.2	101.5	138.9	239.8	214.5	186.3	191.2	187.6
82.5°	79.5	70.6	93.2	96.6	84.5	123.0	224.1	199.3	168.3	152.8	149.1
85°	40.6	44.7	69.3	73.5	65.1	101.0	205.2	179.2	147.9	127.1	129.3
87.5°	22.7	30.6	44.1	49.4	46.1	77.8	166.4	147.9	120.6	98.2	86.3
90°	0.0	0.0	0.0	0.0	0.0	0.0	0.0	0.0	0.0	0.0	0.0

(END OF REPORT)